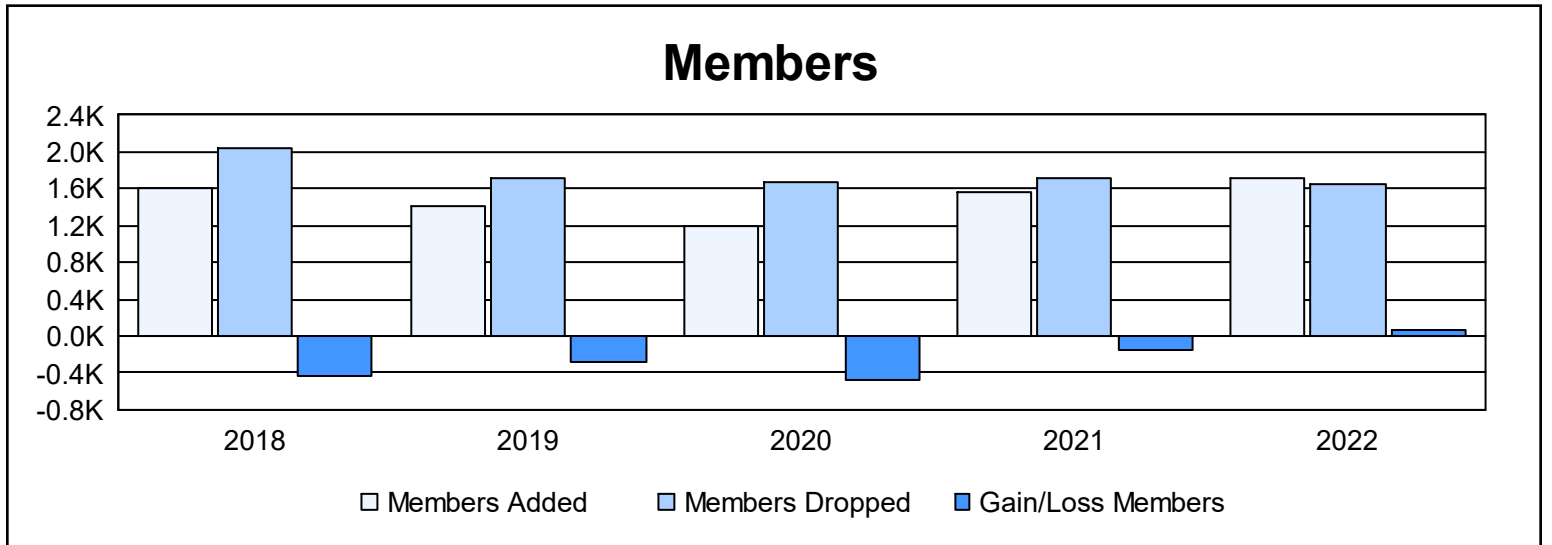
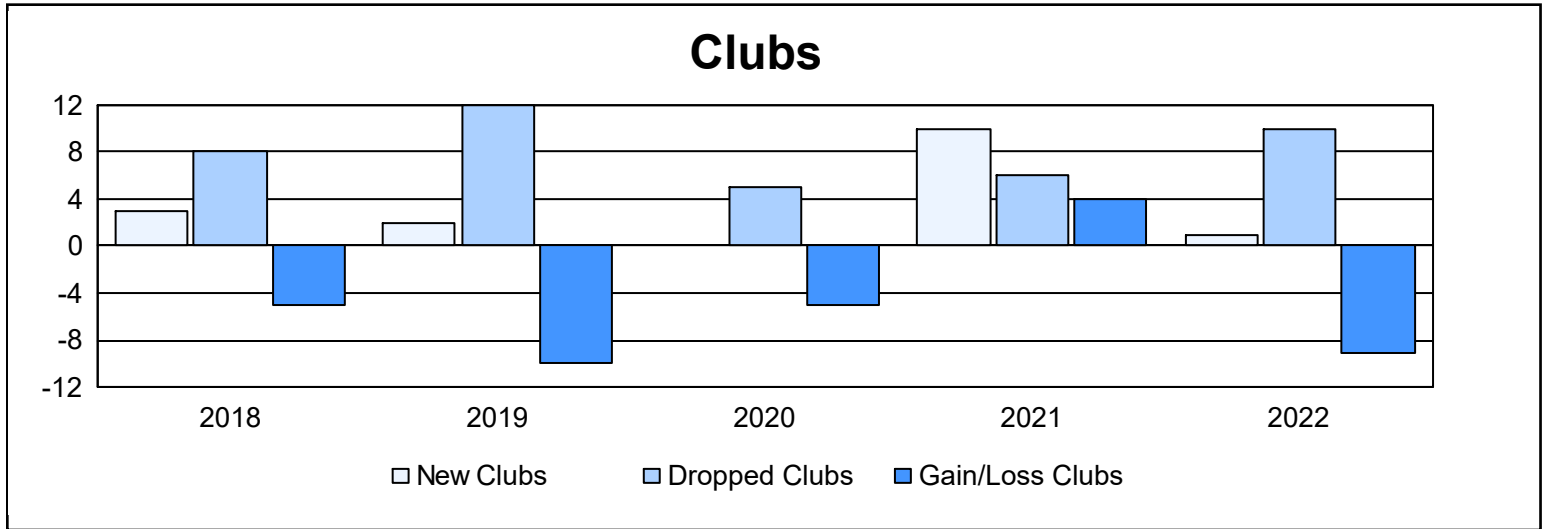
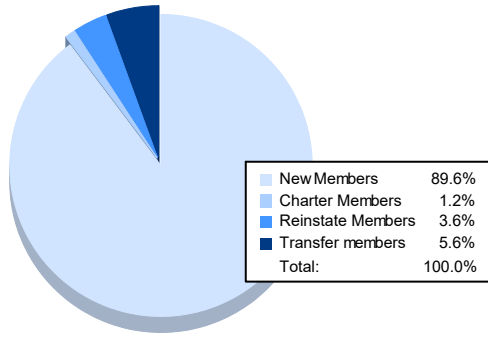


| Year           | New Clubs | Dropped Clubs | Gain/ Loss Clubs | New Members  | Charter Members | Reinstate Members | Transfer Members | Total Member Added | Total Members Dropped | Gain/ Loss Members |
|----------------|-----------|---------------|------------------|--------------|-----------------|-------------------|------------------|--------------------|-----------------------|--------------------|
| 2017-2018      | 3         | 8             | -5               | 1,378        | 75              | 84                | 65               | 1,602              | 2,041                 | -439               |
| 2018-2019      | 2         | 12            | -10              | 1,229        | 51              | 69                | 67               | 1,416              | 1,705                 | -289               |
| 2019-2020      | 0         | 5             | -5               | 1,061        | 7               | 56                | 63               | 1,187              | 1,666                 | -479               |
| 2020-2021      | 10        | 6             | 4                | 1,184        | 271             | 51                | 51               | 1,557              | 1,709                 | -152               |
| 2021-2022      | 1         | 10            | -9               | 1,539        | 20              | 61                | 97               | 1,717              | 1,642                 | 75                 |
| <b>Average</b> | <b>3</b>  | <b>8</b>      | <b>-5</b>        | <b>1,278</b> | <b>85</b>       | <b>64</b>         | <b>69</b>        | <b>1,496</b>       | <b>1,753</b>          | <b>-257</b>        |



### Membership Composition June 2022 Cumulative



### Gender Composition June 2022 Cumulative

